




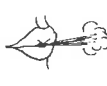
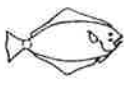



























Major Heiltsuk Pronunciation Rules

John Rath

Illustrated by Shirl Hall






























Cover illustration by David Gladstone

**© 1984 Heiltsuk Cultural Education Centre
Bella Bella, B.C.**

| PART 1—OBSTRUENTS | | | |
|---|---|--|--|
| plosives | | | fricatives |
| plain | aspirated | glottalized | |
| b básbúfí.  rose hips | p rúxva.  blow with mouth | p̣ ruái.  halibut | |
| d daḡḡáḡ.  bell | t tsá.  to push | ṭ tálús.  slices of dried fish | |
| Z zúsa.  to dig | C cása.  to pour water | č čí.  index finger | S síps.  mouth |
| λ lálapíka?  woodpecker | ʔ kizáyú.  racket | ʔ kígí.  heart | ʔ tátá.  monster with the basket |
| g glá.  to go on all fours | k kála.  hold up on palms of hands | ḳ káskás.  claws, talons | x xháḡi.  mirror |
| gv gvúgví?  leg | kv kvíkva.  whistle with fingers | ḳv kvákvípa.  hummingbird | xv xvítá.  fire |
| ǧv ǧválás.  lizard | qv qvínáyu.  key | q̣v qvúqvs.  mountain | ǧv ǧvdáyú.  knife |
| ǧ ǧhí.  woman, female | q qqs.  eye | q̣ qgá.  halibut hook | ǧ ǧáǧ.  bone |

When typing:

Instead of λ you may write dh
 Instead of ʔ you may write th
 Instead of ʔ you may write tḥ
 Instead of ʔ you may write lh

| PART 2—RESONANTS | | | | |
|---|---|--|---|--|
| plain | | | glottalized | |
| consonantal | vocalic | | consonantal | vocalic |
| | with high tone | with low tone | | |
| m muáci.  bath tub | íí ép.  index finger | ḡ kvúḡ.  nail | íí ḡhúkv.  one | íí kváxḡpa.  chair |
| n níḡya.  to sing | íí tḡta.  to blow the nose | ḡ yáḡ.  rattle | íí nusí.  moon, month | íí éḡíǧá.  procession into house |
| l luát.  ghost | í mǧxvá.  to smile | ǧ tsǧá.  to push (while outside) | í lǧh.  putty | í shǧbá.  bit for drilling |
| y yáḡ.  rattle | í mít.  porcupine | í kizáyú.  racket | ý yúḡva.  to rain, spell of rain | í psǧí.  ear |
| w wáwádi.  kelp | ú rúxva.  blow with mouth | u gvusí.  potatoes | w wáxáci.  pipe (for smoke or smoking) | ú lútuá.  star |
| h háyásu.  hand | á kvás.  small mussels | a kvas.  to sit outside | h íhá/Yes. yes | á láús.  tree, to stand outside |
| h see accompanying booklet | | | ? see accompanying booklet | |






MAJOR HEILTSUK PRONUNCIATION RULES

1


ā̄m ā̄n ā̄l ā̄i ā̄u

The mark □ means
“disregarding tone”

The above letter combinations are pronounced as in the following examples,

| | | | | |
|---|---|---|--|--|
| <p>mām</p>  <p>bedcover blanket (on bed)</p> | <p>dāndān</p>  <p>bell</p> | <p>lālsuala</p>  <p>clapping the hands</p> | <p>pāispaisa</p>  <p>to eat flounders</p> | <p>maux̄v:maux̄vɿs</p>  <p>bobcat</p> |
|---|---|---|--|--|

Exception: When preceded by g k k' x x' y i y' or i'
the letter combinations ā̄m ā̄n ā̄l
are pronounced as in the following example,

| |
|---|
| <p>māxām̄ta</p>  <p>to box</p> |
|---|

In properly spelled Heiltsuk you do not find

ā̄m ā̄n ā̄l ā̄i ā̄u after ḡ q q' x̄ x̄' h ā̄? h' á.

Note however that after ḡ q q' x̄ x̄' h ā̄? h' á you pronounce











m̄ n̄ l̄ ī ū like ā̄m ā̄n ā̄l ā̄i ā̄u respectively.

For examples see the charts with the pronunciation variation of resonants with tone.

2

m̄m̄ n̄n̄ ȳī ȳī w̄ū
n̄n̄ ȳī ȳī w̄ū w̄ū

The above letter combinations are pronounced as in the following examples,

| | | | |
|---|--|---|--|
| <p>m̄m̄k̄ɿs</p>  <p>grouse</p> | | | |
| <p>n̄n̄ála</p>  <p>sing along with others</p> | <p>n̄n̄á</p>  <p>to use the sling</p> | | |
| <p>ȳīgm̄t</p>  <p>mask</p> | <p>ȳīis̄lá</p>  <p>holding one's breath</p> | <p>ȳīdáyú</p>  <p>oar</p> | <p>ȳīúzuá</p>  <p>deluge, great flood</p> |
| <p>w̄ux̄va</p>  <p>to toot to sound (like whistle)</p> | | <p>w̄ud̄m̄</p>  <p>skewer</p> | <p>w̄ūīλ</p>  <p>inlet</p> |

MAJOR HEILTSUK PRONUNCIATION RULES (CONTINUED)

3






The pronunciation of resonants with tone varies with what precedes the resonants. For details see the special charts to follow.

4

| p̣ ṭ c̣ ʔ ḳ kṿ qṿ q̣ |



A glottalized plosive written immediately before any obstruent is pronounced with a sound called schwa between it and the obstruent. Learners of Heiltsuk may pronounce this schwa like the beginning of English “about”, “arise” but in reality there is a great deal of pronunciation variation which is best to learn from practical experience.

Examples are as follows.

| | | | | |
|---|---|---|--|---|
| p̣sp̣iú | q̣ṿúq̣ṿs | ʔg̣is | q̣g̣n̄á | ṭxṭḳvs |
|  |  |  |  |  |
| ear | mountain | heart | halibut hook | fish hawk |

A glottalized plosive written at the end of a word is also pronounced with schwa following. In this case, however, with many speakers the schwa resembles a (the plain resonant with low tone, see the alphabet).

Examples are as follows.










| | |
|--|--|
| w̄áç | ʔúq̣v̄ |
|  |  |
| dog | basin, dish, bowl |

5

m n l y w h
ṃ ṇ ḷ ỵ ẉ ḥ













A plain or glottalized toneless resonant written immediately before any obstruent is pronounced with schwa like a glottalized plosive.

Examples are as follows.

| | | |
|---|---|---|
| ms̄ʔq̄v̄h̄í | mx̄á | h̄gv̄áyú |
|  |  |  |
| skunk | to punch, hit with fist | hammer |
| lq̄v̄á | w̄l̄m̄ | ȳx̄v̄á |
|  |  |  |
| firewood | horn, antler | to dance |
| l̄ḡm̄ | hx̄v̄uá | h̄x̄bá |
|  |  |  |
| putty | to howl (like dog, wolf, coyote) | wide at the end (like flared pant legs) |

























THE PRONUNCIATION VARIATION OF RESONANTS WITH TONE

ḡ ḡ

| AFTER ↓ | the pronunciation of ḡ is like in ↓ | the pronunciation of ḡ is like in ↓ |
|---|--|---|
| g k ḳ x x? y i ị? ỵ ị | ḡvḡḡ  whale | ḳḡit  to pick up with tongs |
| gv kv ḳv xv xv? w u ụ? ẉ ụ ḡv qv q̣v x̣v x̣v? | ḳváḳvḡḡḡ  hummingbird | q̣vḡḡḡáyú  injection needle, fork |
| ḡ q q̣ x̣ x̣? h á? ḥ á | íḡḡ  putty | hḡḡílá  to cook |
| OTHER LETTERS | čḡ  index finger | ḳvaxḡḡḡ  chair (or any furniture to sit on) |
| | | níḡvḡḡáči  lantern |
| | | q̣vḡḡḡḷčúá  loose things spilled out of a container |
| | | ḳḡḡḡáči  the Daylight Box |
| | | q̣ḡit  to tip over |









THE PRONUNCIATION VARIATION OF RESONANTS WITH TONE (CONTINUED)

ṅ ṁ ṇ ṁ






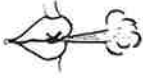



| AFTER ↓ | the pronunciation of ṅ is like in ↓ | the pronunciation of ṁ is like in ↓ | the pronunciation of ṇ is like in ↓ | the pronunciation of ṁ is like in ↓ |
|---------------------------------|---|---|--|--|
| g k k' x x? y i i' y' i | xṇdaçi  mirror | gṁá  to go on all fours (like baby) | kṇkṇit  comb | gṁṁ  weasel |
| gv kv k'v xv xv? w u u' w' u | tṁxvṇnt  send a telegramme | xvṁtṁá  fire | kṇṁá  mink | wṁlṁlṁs  prison |
| ḡv qv q'v x'v x'v? | qṇṅvṁs  throat | ḡvṁxsmála  raincoat | msṁqṇṁi  skunk | qṇlṁqṇlṁ  fear of heights |
| ḡ q q' x' x' h á? h' á | ḡṁṁ  woman, female | ḡṁwát  water lily | maçḡṁákvṁlá  2 parallel rows lanes, or streets | qṁlṁis  something that is on the beach and coiled (e.g. rope) |
| | hṁá  to can, to jar | hṁlṁlu  butterfly | hṁlṁis  on the beach (like a boat) | hṁlṁs  sea cucumber |
| OTHER LETTERS | yáṇṁ  rattle | tátṁlṁsis  barefooted | çṁlṁlá  procession into the house | sṁlṁbá  bit for drilling |

THE PRONUNCIATION VARIATION OF RESONANTS WITH TONE (CONTINUED)

í í

| AFTER ↓ | the pronunciation of í is like in ↓ | | | the pronunciation of í is like in ↓ |
|--|--|--|---|---|
| <p>ǧ q q̇ ǰ ǰ̇?</p> <p>h á̇? ḣ á̇</p> | <p>hixtí</p>  <p>head (of person, animal, fish)</p> | <p>qihákvlá</p>  <p>to increase in number (gradually)</p> | <p>qáqíá</p>  <p>noon; right in the middle of the head</p> | <p>ǧíáǰáwá</p>  <p>bow tie; crosswise on neck or in throat</p> |
| OTHER LETTERS | <p>mít</p>  <p>porcupine</p> | <p>lixzáyú</p>  <p>racket</p> | <p>qáníá</p>  <p>to soar</p> | <p>pspiú</p>  <p>ear</p> |

ú ú

| AFTER ↓ | the pronunciation of ú is like in ↓ | | | the pronunciation of ú is like in ↓ | |
|--|---|--|--|---|--|
| <p>ǧ q q̇ ǰ ǰ̇?</p> <p>h á̇? ḣ á̇</p> | <p>láús</p>  <p>tree, to stand outside</p> | <p>ǧuxva</p>  <p>scoop loose things with the hand (e.g. sand)</p> | <p>huxváalá</p>  <p>carry on the back</p> | <p>húáyú</p>  <p>skimmer</p> | <p>xuí</p>  <p>large kind of mussel</p> |
| OTHER LETTERS | <p>puxva</p>  <p>blow with the mouth</p> | <p>ǧvúsí</p>  <p>potatoes</p> | <p>púái</p>  <p>halibut</p> | <p>tútúa</p>  <p>star</p> | |

MAJOR HEILTSUK PRONUNCIATION RULES (CONTINUED)






6

h

The letter **h** occurs only after $\overset{\square}{m}$ $\overset{\square}{n}$ $\overset{\square}{l}$ $\overset{\square}{i}$ $\overset{\square}{u}$. Its pronunciation varies as follows.

| position of h ↓ | pronunciation of h ↓ |
|---|--|
| preceded by $\overset{\square}{m}$, $\overset{\square}{n}$ or $\overset{\square}{l}$ | a lengthening of the $\overset{\square}{m}$ $\overset{\square}{n}$ or $\overset{\square}{l}$; in rapid speech not pronounced at all. |
| preceded by $\overset{\square}{i}$ or $\overset{\square}{u}$ | like y w respectively. |

Examples are as follows.;

| | | |
|---|---|---|
| <p>$\overset{\square}{t}l\overset{\square}{m}h\overset{\square}{a}$</p>  <p>to jump (like fish)</p> | <p>$m\overset{\square}{a}m\overset{\square}{a}l\overset{\square}{m}h\overset{\square}{i}l\overset{\square}{a}s$</p>  <p>swimming pool</p> | <p>$n\overset{\square}{i}n\overset{\square}{i}h\overset{\square}{a}$</p>  <p>earthquake</p> |
| <p>$m\overset{\square}{u}h\overset{\square}{a}g\overset{\square}{i}u$</p> <p>14</p> <p>14</p> | <p>$l\overset{\square}{a}u\overset{\square}{h}l\overset{\square}{s}$</p>  <p>to go out of the house</p> | <p>$t\overset{\square}{x}v\overset{\square}{u}h\overset{\square}{l}\overset{\square}{s}$</p>  <p>to jump out of the house</p> |

7

?

The letter **?** occurs and is pronounced as follows.









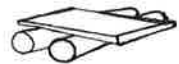
| position of ? ↓ | pronunciation of ? ↓ |
|--|--|
| preceded by $\overset{\square}{m}$ | like $\overset{\square}{m}$ |
| preceded by $\overset{\square}{n}$ | like $\overset{\square}{n}$ |
| preceded by $\overset{\square}{l}$ | like $\overset{\square}{l}$ |
| preceded by $\overset{\square}{i}$ | like $\overset{\square}{y}$ |
| preceded by $\overset{\square}{u}$ | like $\overset{\square}{w}$ |
| preceded by $\overset{\square}{a}$ | just a halting of breath |
| preceded by s | a halting of breath |
| preceded by l | a halting of breath or like $\overset{\square}{l}$ |
| preceded by x | like $\overset{\square}{y}$ |
| preceded by xv or $\overset{\square}{x}v$ | like $\overset{\square}{w}$ |
| preceded by $\overset{\square}{x}$ | a halting of breath. |

Examples are as follows.

MAJOR HEILTSUK PRONUNCIATION RULES (CONTINUED)


7 continued

Examples are

| | | | | |
|--|---|---|---|---|
| <p>h̄n̄?n̄x̄</p>  <p>ribbon (like in a girl's hair)</p> | <p>wawí?a</p>  <p>to try to arrest</p> | <p>m̄ám̄n̄í?a</p> <p>9</p> | <p>mú?iɬ</p>  <p>4 people indoors</p> | <p>mámáɬn̄h̄a?ilas</p>  <p>swimming pool</p> |
| <p>łs?n̄t</p>  <p>to limb a tree</p> | <p>cíɬ?n̄</p>  <p>long thing that is rough, bushy, or frayed</p> | <p>líx?n̄</p>  <p>long cylindrical thing (e.g. a pole)</p> | <p>t̄íxv?n̄t</p>  <p>to send a telegramme</p> | <p>páx?n̄</p>  <p>on one or more logs</p> |


The letter ? can occur immediately before an obstruent in which case it is pronounced with schwa between it and the obstruent. Examples:

maɬ?x̄lá



2 hollow things
(e.g. cups, dishes) filled with liquid

h̄íx̄?sa




to murder, to beat up

8

The Reduplication Sign :̄


If a word-initial toneless resonant is repeated in the middle of a word after a fricative, the reduplication sign :̄ is written before the repeat. This reduplication sign is not really a letter but a punctuation mark indicating that a brief pause can be made when sounding out the word. Examples:

m̄áūx̄v̄ :̄maūx̄v̄ɬs



bobcat

w̄áx̄ :̄wáx̄a



to smoke (pipe, cigar, cigarettes)


Rule no. 5 applies if the repeat of the word-initial toneless resonant is followed directly by an obstruent as in the following examples,

ms :̄ms



uvula

h̄x̄v̄ :̄h̄x̄v̄n̄í



thrush

ts tss ss ɬs

In the following explanations remember that "morpheme" means "meaningful word part." Think of English nation-al (2 morphemes), nation-al-ize (3 morphemes), nation-al-iz(e)-ation (4 morphemes). Or take the Heiltsuk words $\dot{x}\acute{p}da\acute{c}i$ and $\mu\acute{a}\acute{c}i$ (see the alphabet charts). They both end in $-a\acute{c}i$ meaning "frame" and "container."

ts

The letter sequence **ts** can be pronounced in two ways, ts_1 and ts_2 .

1. When **t** and **s** belong to the same morpheme, the letter sequence is clearly pronounced as **t** followed directly by **s** and therefore readily distinguishable from **c**. The relatively few examples of this pronunciation of **ts** are words to do with pushing, numbness, or diving, such as the following.

| example of | analysis | meaning |
|---------------------------|------------------------|--|
| $ts\acute{a}$ | ($ts-a$) | to push |
| $ts\acute{?}it$ | ($ts-?it$) | to give a push |
| $ts\acute{u}t$ | ($ts-u-t$) | to push out something |
| $t\acute{i}tsa$ | ($t\acute{i}ts-a$) | plural form of $ts\acute{a}$ |
| $t\acute{i}ts\acute{?}it$ | ($t\acute{i}ts-?it$) | plural form of $ts\acute{?}it$ |
| $t\acute{i}ts\acute{u}t$ | ($t\acute{i}ts-u-t$) | plural form of $ts\acute{u}t$ |
| $d\acute{u}tsa$ | ($d\acute{u}ts-a$) | plural form of $d\acute{u}sa$ "numb" |
| $d\acute{u}ts\acute{?}it$ | ($d\acute{u}ts-?it$) | plural form of $d\acute{u}s\acute{?}it$ "to become numb" |
| $d\acute{a}tsa$ | ($d\acute{a}ts-a$) | plural form of $d\acute{a}sa$ "to dive for something" |
| $d\acute{a}ts\acute{?}it$ | ($d\acute{a}ts-?it$) | plural form of $d\acute{a}s\acute{?}it$ "to take a dive" |

2. The letter sequence **ts** is less easy to tell from **c** when **t** and **s** belong to the same morpheme, which they do in the large majority of cases. The main difference between ts_2 and **c** is the greater length of the s-sound involved in ts_2 . In the following examples $-s\acute{?}i$ "do it!" has been joined to some of the above words. Note therefore the presence of both ts_1 and ts_2 in the first two examples.

| | | |
|----------------------------|--------------------------|--------------|
| $Ts\acute{?}itsi$ | ($ts-?it-si$) | Give a push! |
| $Ts\acute{u}tsi$ | ($ts-\acute{u}-t-si$) | Push it out! |
| $D\acute{a}s\acute{?}itsi$ | ($d\acute{a}s-?it-si$) | Take a dive! |

tss

There is no pronunciation difference between **tss** and ts_2 . The spelling **tss** is used when a morpheme beginning in **s** follows **ts**, as for instance in

$\lambda\acute{g}\acute{i}satss\acute{i}$ "heart of the person there"

Full understanding of the structure of this and all examples of **tss** requires knowledge of Heiltsuk grammar.

The letter sequence **ss**, when not occurring in **tss**, is always pronounced in the same way as ts_2 . Again, word structure is the reason why sometimes **ss** is written rather than **ts**. In the following example **ss** results from joining $-s\acute{?}i$ "do it!" to $\acute{k}vas$ "to sit outside," cf.

$\acute{?}kvass\acute{i}$ "Sit outside!"

ɬs

The letter **s**, when preceded by **ɬ**, is pronounced like **ss**, ts_2 , and **tss**. In the following example $-s\acute{?}i$ "do it!" has been joined to $\acute{g}v\acute{a}l$ $\acute{p}\acute{a}la$ "to stop working,"

$\acute{?}Gv\acute{a}ls\acute{i}$ $\acute{p}\acute{a}la$ "Stop working!"