

Executive Summary

These results from the Urban Heiltsuk (Haíłzaqv) Language Program Survey reflect responses collected up until January 17, 2018. As a result of upcoming changes to UBC's contract with the current survey generator (Fluid Survey), this platform will cease to be functional as of February 26, 2018. The data and design of the current survey have been saved for future review and for any subsequent surveys that may be needed for canvassing community members about their language interests and goals.

Key Findings

Taken together, **histories, stories, and traditional place names** scored **90.5%** as the subjects that most respondents wish to see addressed in the curriculum. Additional topics of high interest (including topics that were added by respondents) include **emotions, traditional food names, linguistics classes, focus on spelling and pronunciation, Conversational Heiltsuk, and phrases to use around the house.**

The responses show a strong emphasis and priority on **conversing and communicating.** Moreover, most respondents state that they only know **a few words** of Heiltsuk and have **no knowledge** of the writing system. The survey also suggests that **worksheets** and **group discussions** would be the favored methods of teaching. Other suggestions written in by respondents include **auditory tests, online, listening center and daily conversations.**

Respondents favor **East Vancouver** as the location for classes, with the **Native Education College (NEC)** and **Downtown Vancouver** being popular locations.












According to the survey results, the main goals that respondents selected for learning their language were **learning the language is vital to my culture and identity** and **to keep the language and culture alive**, which both ranked the highest with **12 responses** each.

Question 9 invites additional information and general suggestions for ways to make the program accessible and successful. Popular responses include **food and refreshments for students, access to childcare and ensuring Heiltsuk education be part of this amenity, the potential for transferring Heiltsuk lessons online and parking.**

Please refer to the following results for a full overview of the findings. Pages 9 through 11 are an appendix that contains longer, written responses. Names have been redacted to maintain anonymity.

Urban Heiltsuk Language Program Results

Q1. What skills & information do you hope to get out of this course? Check all that apply:

Response	Chart	Percentage	Count
Animals, Plants & Colours		81.0%	17
Days of the Month		71.4%	15
Games & Activities		52.4%	11
Histories		90.5%	19
Introductions & Basic Phrases		85.7%	18
Seasons		76.2%	16
Potlatches		71.4%	15
Songs		85.7%	18
Stories		90.5%	19
Traditional Place Names		90.5%	19
Other, please specify...		19.0%	4
Total Responses			21

Q1. What skills & information do you hope to get out of this course? Check all that apply:

(Other, please specify...)

#	Response
1.	Emotions, Traditional food names
2.	Linguistics classes
3.	focus on spelling and pronunciation
4.	Conversational Heiltsuk, phrases to use around the house

Q2. Which of the following do you hope to develop through the course? Check all that apply:

Response	Chart	Percentage	Count
----------	-------	------------	-------

Conversing & Communicating		95.2%	20
Reading & Writing		71.4%	15
Using computers, phones or tablets to share our language		66.7%	14
Total Responses			21

Q3. How would you describe your current knowledge of our language?

Response	Chart	Percentage	Count
None		4.8%	1
A Few Words		61.9%	13
A Few Phrases		9.5%	2
Understand Some		19.0%	4
Understand Most		0.0%	0
Conversant		4.8%	1
Fluent		0.0%	0
Total Responses			21

Q4. How would you describe your current knowledge of the Haíłzaqv writing system?

Response	Chart	Percentage	Count
None		73.7%	14
Some		26.3%	5
Quite A Lot		0.0%	0
Really Comfortable		0.0%	0
Total Responses			19

Q5. Through this survey, we're hoping to understand who wishes to learn our language, and how many different classes we may need to offer. Within your household, please indicate who wishes to attend from each of the following categories:

Variable	Response
Children (up to age 12)	The 6 response(s) to this question can be found in the appendix.
Youth (13-18)	The 3 response(s) to this question can be found in the appendix.
Adults	The 16 response(s) to this question can be found in the appendix.
Elders	The 4 response(s) to this question can be found in the appendix.

*Individual names have been redacted to maintain anonymity.

**Q6. What area in Vancouver works best for you to attend Haítzaqv classes?
Please prioritize the locations below as ‘1’ being the most accessible and ‘4’
being the least accessible.**

	Choice 1	Choice 2	Choice 3	Choice 4	Choice 5	Total Responses
Point Grey, Vancouver (UBC main campus)	1 (7.7%)	0 (0.0%)	3 (23.1%)	2 (15.4%)	7 (53.8%)	13
Robson Square (UBC downtown campus)	3 (21.4%)	3 (21.4%)	1 (7.1%)	6 (42.9%)	1 (7.1%)	14
Downtown Vancouver	5 (31.2%)	2 (12.5%)	3 (18.8%)	5 (31.2%)	1 (6.2%)	16
East Vancouver	7 (43.8%)	2 (12.5%)	4 (25.0%)	2 (12.5%)	1 (6.2%)	16
Native Education College (East 5th Ave)	3 (18.8%)	9 (56.2%)	1 (6.2%)	3 (18.8%)	0 (0.0%)	16

Q6.1. If there is another location that is preferable, please specify here:

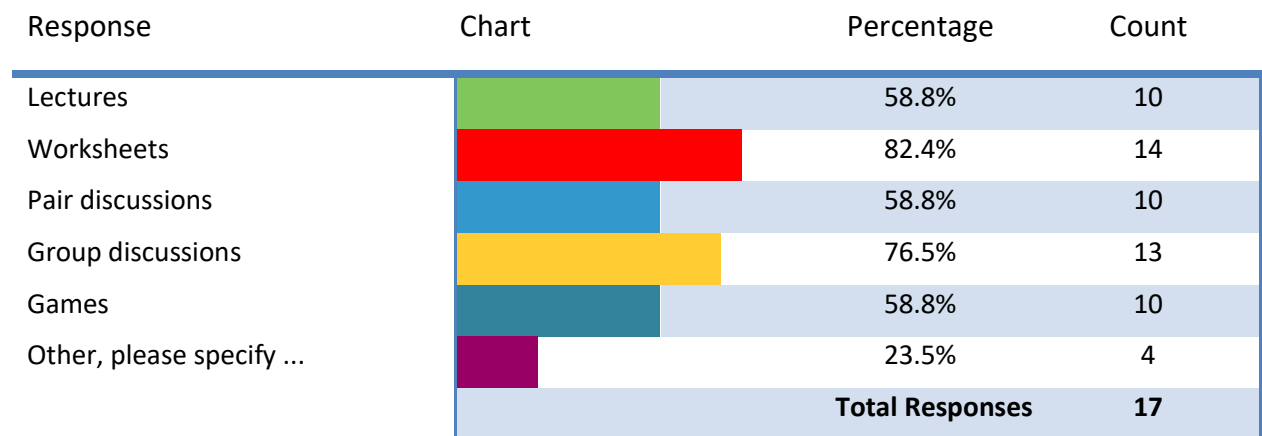
The 6 response(s) to this question can be found in the appendix.

To speak with my Elders	8 (50.0%)	1 (6.2%)	3 (18.8%)	1 (6.2%)	0 (0.0%)	0 (0.0%)	1 (6.2%)	1 (6.2%)	0 (0.0%)	0 (0.0%)	0 (0.0%)	0 (0.0%)	0 (0.0%)	1 (6.2%)	16
To speak at community gatherings	4 (28.6%)	1 (7.1%)	4 (28.6%)	0 (0.0%)	2 (14.3%)	1 (7.1%)	0 (0.0%)	0 (0.0%)	0 (0.0%)	1 (7.1%)	0 (0.0%)	1 (7.1%)	0 (0.0%)	0 (0.0%)	14
To speak at traditional and ceremonial gatherings	7 (50.0%)	1 (7.1%)	1 (7.1%)	0 (0.0%)	2 (14.3%)	1 (7.1%)	0 (0.0%)	0 (0.0%)	1 (7.1%)	0 (0.0%)	0 (0.0%)	1 (7.1%)	0 (0.0%)	0 (0.0%)	14
To speak at my workplace(s) and with co-workers	0 (0.0%)	2 (16.7%)	1 (8.3%)	1 (8.3%)	1 (8.3%)	0 (0.0%)	2 (16.7%)	0 (0.0%)	0 (0.0%)	1 (8.3%)	1 (8.3%)	0 (0.0%)	2 (16.7%)	1 (8.3%)	12
To broaden my knowledge in general	9 (52.9%)	2 (11.8%)	1 (5.9%)	1 (5.9%)	1 (5.9%)	0 (0.0%)	0 (0.0%)	1 (5.9%)	0 (0.0%)	1 (5.9%)	0 (0.0%)	0 (0.0%)	0 (0.0%)	1 (5.9%)	17
To feel more a part of	8 (50.0%)	1 (6.2%)	1 (6.2%)	0 (0.0%)	1 (6.2%)	2 (12.5%)	0 (0.0%)	0 (0.0%)	1 (6.2%)	0 (0.0%)	0 (0.0%)	0 (0.0%)	0 (0.0%)	2 (12.5%)	16

Q7.1. If you listed 'Other', please specify what other motivations you have to learn the language here:

There are no responses to this question.

Q8. What kinds of class activities do you feel will be most helpful for your learning?



Q8. What kinds of class activities do you feel will be most helpful for your learning? (Other, please specify ...)

#	Response
1.	Auditory tests
2.	Online
3.	Listening center
4.	Daily conversations

Q9. Please provide any additional information that might help you attend and be successful in these classes (for example: daycare, assistance with technology, bus fares, parking, etc.)

The 10 response(s) to this question can be found in the appendix.

Q10. Please select which times of day would be best for you:

	Saturday	Sunday	Total Responses
Morning	0 (0.0%)	0 (0.0%)	0
Afternoon	5 (100.0%)	5 (100.0%)	5
Evening	4 (100.0%)	4 (100.0%)	4

Finally, please provide the best method to contact you regarding the results of this survey and the scheduling of the class (name; email and/ or phone number below)

The 5 response(s) to this question have been redacted to maintain anonymity.

Appendix

Q5. Through this survey, we're hoping to understand who wishes to learn our language, and how many different classes we may need to offer. Within your household, please indicate who wishes to attend from each of the following categories: | Children (up to age 12)

#	Response
1.	One
2.	1
3.	1
4.	1
5.	0
6.	2

Q5. Through this survey, we're hoping to understand who wishes to learn our language, and how many different classes we may need to offer. Within your household, please indicate who wishes to attend from each of the following categories: | Youth (13-18)

#	Response
1.	1
2.	0
3.	1

Q5. Through this survey, we're hoping to understand who wishes to learn our language, and how many different classes we may need to offer. Within your household, please indicate who wishes to attend from each of the following categories: | Adults

#	Response
1.	One
2.	1
3.	2
4.	1
5.	2
6.	1

7.	REDACTED (1 individual)
8.	2
9.	1
10.	3
11.	REDACTED (1 individual)
12.	1
13.	1
14.	3
15.	2
16.	REDACTED (1 individual)

Q5. Through this survey, we're hoping to understand who wishes to learn our language, and how many different classes we may need to offer. Within your household, please indicate who wishes to attend from each of the following categories: | Elders

#	Response
1.	1
2.	1
3.	1
4.	0

Q6.1. If there is another location that is preferable, please specify here: |

#	Response
1.	Vancouver Island
2.	Surrey
3.	Online
4.	Fraser Region Aboriginal Friendship center Association
5.	Fraser Region Aboriginal Friendship Center
6.	Nanaimo BC

Q9. Please provide any additional information that might help you attend and be successful in these classes (for example: daycare, assistance with technology, bus fares, parking, etc.) |

#	Response
---	----------

1.	tea and snacks bus fare, sometimes parking
2.	Laptop to use in class. Coffee and snacks.
3.	Assistance with technology, laptops to use in class. Probably bus fare, tea, snacks.
4.	Definitely daycare! (Language daycare?) Or something like splitting the class into two segments, one with lecture for adults and while there is maybe like games for the children, but also coming together for the second half to speak together. My suggestion stems from knowing I would love to bring my 2 year old son to learn along with me but he will not sit through a quiet lecture. All suggestions above are important too, food is always a great incentive and bus fare/parking etc.
5.	If this happens down here, I'm excited about about learning our Heiltsuk language,.
6.	Childcare!
7.	Gas card. I live in Cloverdale. Evening class. Preferably at 7pm. If earlier. A meal. I would have to travel in during dinner.
8.	Access to class online, especially for shutins and or those who can't afford transit or is too far from classrooms I.e. Toronto
9.	snacks and tea
10.	Parking

Finally, please provide the best method to contact you regarding the results of this survey and the scheduling of the class (name; email and/ or phone number below) |

#	Response
1.	REDACTED
2.	REDACTED
3.	REDACTED
4.	REDACTED
5.	REDACTED